


# Habitat Heroes

Name: \_\_\_\_\_

Date: \_\_\_\_\_



Pick a prompt from the list or make up your own idea. Use this space to plan your story. Write words, draw bubbles, or list details that will help you tell what happens.



Stick your prompt here  
or write your own

---

---

---



Who was  
there?

Where did it  
happen?

What happened  
first?

How did  
they feel?

What did they  
learn?

[www.buildmystory.com](http://www.buildmystory.com)



☒ **Brainstorm**



☐ **Plan**



☐ **Write**



☐ **Build My Story**

# Habitat Heroes

What goes wrong?

Climax (Problem)



Name: \_\_\_\_\_

Rising Action (Build-up)



What was the problem solved?


Falling Action (Resolution)



Exposition (Beginning)



Ending



# Animal Profile

Name: \_\_\_\_\_

Date: \_\_\_\_\_

? This page helps you create your main character for your story. You'll fill in details about who they are, what they look like, and even draw them. Later, you'll use this profile to guide your writing and bring your character to life in Build My Story.

My Character Is: ☐ A Human ☒ An Animal ☐ Fictional

Character Name

\_\_\_\_\_

Draw Your Character



What do they look like?

\_\_\_\_\_  
\_\_\_\_\_  
\_\_\_\_\_  
\_\_\_\_\_

What are they wearing?

\_\_\_\_\_  
\_\_\_\_\_  
\_\_\_\_\_  
\_\_\_\_\_

[www.buildmystory.com](http://www.buildmystory.com)



☐ Brainstorm



☒ Plan



☐ Write



☐ Build My Story



You are the storyteller!

Use your Story Mountain to write a short version of your story. Just a few lines is all you need.

Build My Story will help you turn it into a full book!



+



+



+



+



Beginning

Rising Action

Climax

Resolution

Reflection



I was...



Then...



Suddenly...



Because of that, I...



In the end,...



☐ Brainstorm



☐ Plan



☒ Write



☐ Build My Story

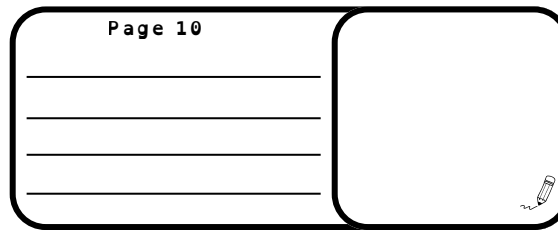
# Option 2: Full Story



You are the storyteller!  
Use the lines to write what will happen on each page of your book.

When you finish, you'll have all 11 pages planned and ready to put into Build My Story.

This is where you write your story



Page 10

This is where you get to draw what image you might want



Page 1 →

**Exposition (Beginning):**

Introduce your setting and characters



Pages 2-4 →

**Rising Action:**

Show what your characters are doing and build up to the problem.



Pages 5-6 →

**Climax:**

Show the BIG problem or exciting event.



Pages 7-9 →

**Falling Action:**

Show how the characters try to solve the problem and what happens next.



Pages 10-11 →

**Ending:**

Show how everything finishes and how the characters feel.

[www.buildmystory.com](http://www.buildmystory.com)



☐ Brainstorm



☐ Plan



☒ Write



☐ Build My Story



## Page 1

---

---

---

---



## Page 2

---

---

---

---



## Page 3

---

---

---

---



Author Name

---

---



☐ Brainstorm



☐ Plan



☒ Write



☐ Build My Story





## Page 4

---

---

---

---



## Page 5

---

---

---

---



## Page 6

---

---

---

---



Author Name

---

---



☐ Brainstorm



☐ Plan



☒ Write



☐ Build My Story





## Page 7

---

---

---

---



## Page 8

---

---

---

---



## Page 9

---

---

---

---



Author Name

---

---



☐ Brainstorm



☐ Plan



☒ Write



☐ Build My Story





Page 10

---

---

---

---



Page 11

---

---

---

---



Author Name: \_\_\_\_\_



☐ Brainstorm



☐ Plan



☒ Write



☐ Build My Story

